

## Principal's Report

### 1. OSIs

Mission Specific Goal: 75% of students, enrolled on the 40th and 120th day, will complete at least 16 OSIs if in grades 6-8 or at least 10 OSIs if in grades 1-5, and will earn a minimum average of a 3 on the RACED writing OSI Assignment Rubric on the final half of OSIs for the year.

Grade Level	# OSIs Completed	Students Enrolled on both 40D and 120D	Students who Participated in Minimum # OSIs		Students who Achieved 3+ on Final Rubric Score Average		Students Meeting Both Criteria	
Schoolwide	NA	371	0	0.00%	0	0.00%	0	0.00%
1st	6	17	0	0.00%	0	0.00%	0	0.00%
2nd	4	24	0	0.00%	0	0.00%	0	0.00%
3rd	5	32	0	0.00%	0	0.00%	0	0.00%
4th	2	26	0	0.00%	0	0.00%	0	0.00%
5th	6	46	0	0.00%	0	0.00%	0	0.00%
6th	7	78	0	0.00%	0	0.00%	0	0.00%
7th	10	79	0	0.00%	0	0.00%	0	0.00%
8th	6	69	0	0.00%	0	0.00%	0	0.00%

### 2. Testing

Last year's state summative assessment results are now public, see below for our results and comparisons to previous years.

2021-2022 NM-MSSA & NM-ASR Proficiency Results

	ELA	Math	Science
21stCPA	49.00%	35.00%	45.00%
APS	35.00%	25.00%	34.00%
New Mexico	34.00%	25.00%	33.00%
3rd	45.00%	33.00%	N/A
4th	40.00%	28.00%	N/A
5th	41.00%	33.00%	47.00%
6th	53.00%	49.00%	N/A
7th	59.00%	41.00%	N/A
8th	43.00%	21.00%	45.00%

2022-2023 NM-MSSA & NM-ASR Proficiency Results

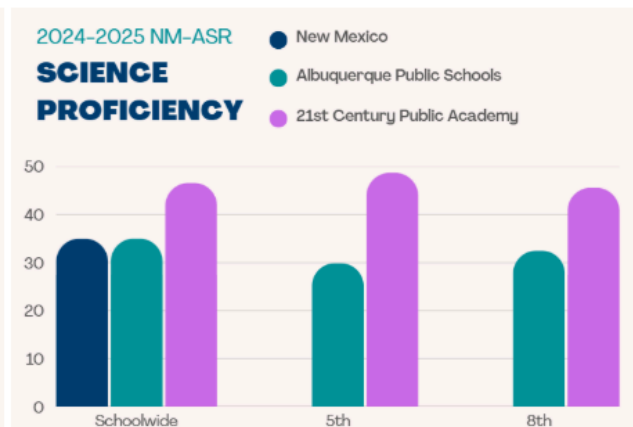
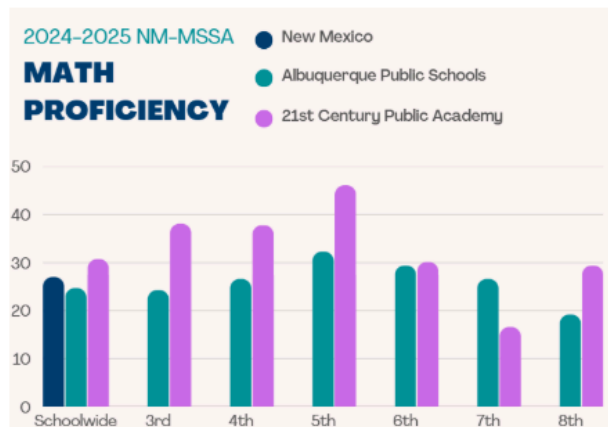
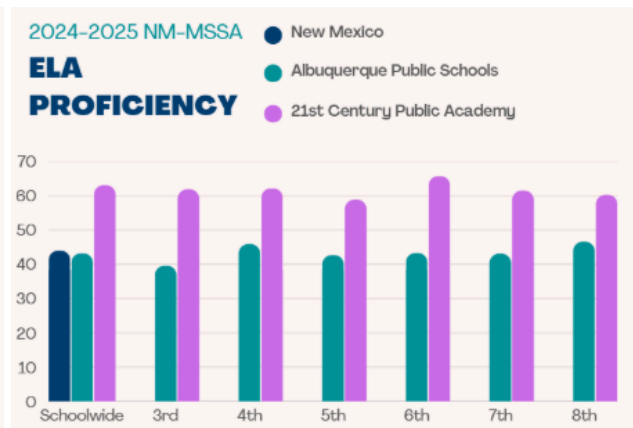
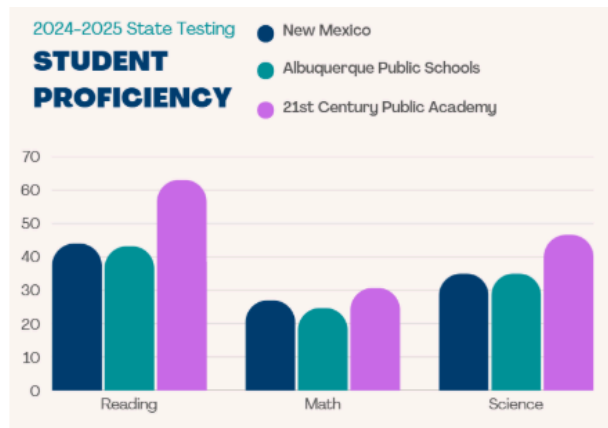
	ELA	Math	Science
21stCPA	66.96%	35.94%	58.82%
APS	40.00%	26.00%	35.00%
New Mexico	34.00%	25.00%	33.00%
3rd	53.57%	25.00%	N/A
4th	67.86%	46.43%	N/A
5th	47.50%	32.50%	58.54%
6th	68.60%	43.02%	N/A
7th	75.29%	36.47%	N/A
8th	70.51%	29.49%	58.97%

2023-2024 NM-MSSA & NM-ASR Proficiency Results

	ELA	Math	Science
21stCPA	56.56%	33.53%	54.17%
APS	39.00%	23.00%	38.00%
New Mexico	39.00%	23.00%	38.00%
3rd	45.45%	18.18%	N/A
4th	58.33%	44.44%	N/A
5th	42.86%	28.57%	43.90%
6th	56.32%	37.93%	N/A
7th	52.00%	32.00%	N/A
8th	70.37%	32.10%	59.49%

2024-2025 NM-MSSA & NM-ASR Proficiency Results

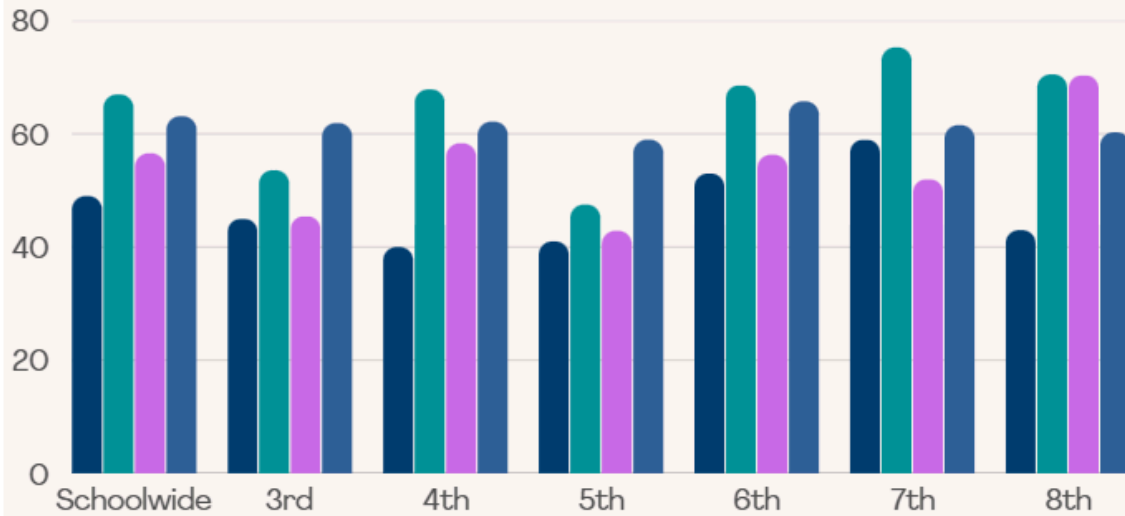
	ELA	Math	Science
21stCPA	63.11%	30.74%	46.60%
APS	43.21%	24.72%	35.02%
New Mexico	44.00%	27.00%	35.00%
3rd	61.90%	38.10%	N/A
4th	62.16%	37.84%	N/A
5th	58.97%	46.15%	48.72%
6th	65.75%	30.14%	N/A
7th	61.54%	16.67%	N/A
8th	60.29%	29.41%	45.59%



2021-2025 NM-MSSA

## ELA PROFICIENCY

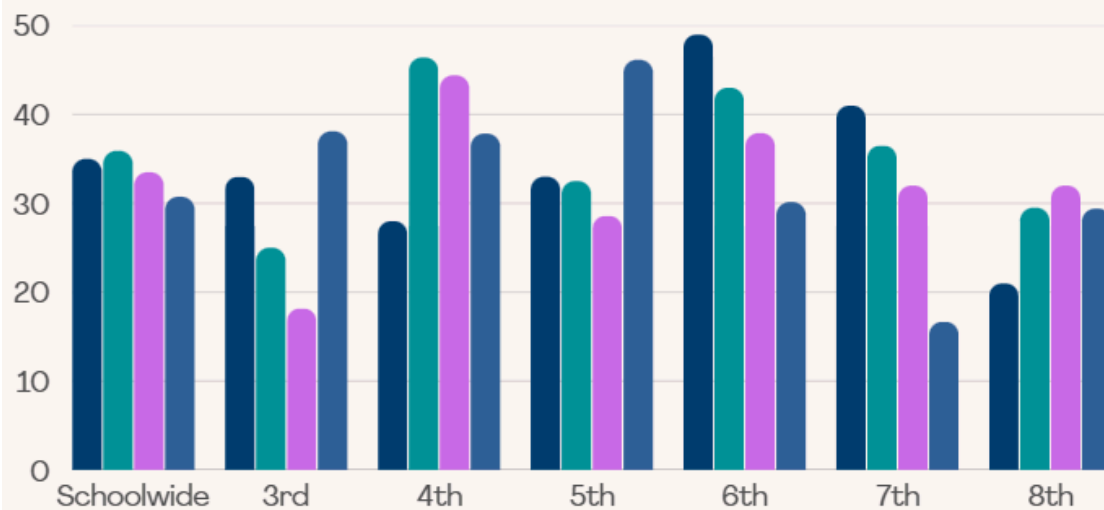
- 2021-2022
- 2022-2023
- 2023-2024
- 2024-2025



2021-2025 NM-MSSA

## MATH PROFICIENCY

- 2021-2022
- 2022-2023
- 2023-2024
- 2024-2025



2021-2025 NM-MSSA

## SCIENCE PROFICIENCY

- 2021-2022
- 2022-2023
- 2023-2024
- 2024-2025

