

Principal's Report

1. OSIs

- a. Mission Specific Goal: 75% of students, enrolled on the 40th and 120th day, will complete at least 16 OSIs if in grades 6-8 or at least 10 OSIs if in grades 1-5, and will earn a minimum average of a 3 on the RACED writing OSI Assignment Rubric on the final half of OSIs for the year.

Grade Level	# OSIs Completed	Students Enrolled on both 40D and 120D	Students who Participated in Minimum # OSIs		Students who Achieved 3+ on Final Rubric Score Average		Students Meeting Both Criteria	
			Count	Percentage	Count	Percentage	Count	Percentage
Schoolwide	86	368	343	93.21%	313	85.05%	295	80.16%
1st	10	17	15	88.24%	15	88.24%	14	82.35%
2nd	10	24	21	87.50%	23	95.83%	21	87.50%
3rd	10	32	30	93.75%	26	81.25%	24	75.00%
4th	10	26	25	96.15%	22	84.62%	22	84.62%
5th	10	44	44	100.00%	43	97.73%	42	95.45%
6th	18	81	74	91.36%	60	74.07%	57	70.37%
7th	18	77	75	97.40%	72	93.51%	70	90.91%
8th	17	67	59	88.06%	52	77.61%	45	67.16%

- b. OSI Adjustments for 26-27 SY.

- i. Increase OSI/VOSI ratio. Minimum 7 OSIs in elementary and 14 in MS.
- ii. SPED and AA teachers will plan 1 OSI per grade level.
- iii. RACED response assessment will be equally distributed among core teachers.

2. Testing

a. Short Cycle Assessment Results:

NWEA MAPs (Grades 3-8)							
Schoolwide	FALL		EOY Expected Growth	21stCPA Target Growth	SPRING		Difference Between Target and Actual
	Norm	21stCPA			21stCPA	Growth	
Math	206.13	205.57	9.24	18.48	218.58	13.01	5.47
Science	200.66	204.29	3.98	7.96	212.22	7.93	0.03
Language Usage	202.48	204.49	4.24	8.49	212.94	8.45	0.04
Reading	203.55	206.16	3.77	7.54	213.53	7.36	0.18
3th Grade	Norm	21stCPA	Exp.	Target	21stCPA	Growth	Diff.
Math	184.05	178.87	15.05	30.10	199.88	21.00	9.10
Science	187.24	185.00	6.92	13.84	197.81	12.81	1.03
Language Usage	184.42	180.00	9.02	18.04	197.06	17.06	0.98
Reading	184.69	179.97	9.10	18.20	194.56	14.59	3.61
4th Grade	Norm	21stCPA	Exp.	Target	21stCPA	Growth	Diff.
Math	197.03	196.35	13.04	26.08	211.50	15.15	10.93
Science	194.88	195.73	5.33	10.66	206.92	11.19	-0.53
Language Usage	194.69	194.62	6.57	13.14	209.69	15.08	-1.94
Reading	195.92	198.15	6.16	12.32	208.04	9.88	2.44
5th Grade	Norm	21stCPA	Exp.	Target	21stCPA	Growth	Diff.
Math	206.23	203.04	9.78	19.56	215.16	12.12	7.44
Science	200.92	201.13	5.72	11.44	213.70	12.57	-1.13
Language Usage	201.87	203.00	5.10	10.20	212.66	9.66	0.54
Reading	203.67	203.54	4.70	9.40	212.27	8.73	0.67
6th Grade	Norm	21stCPA	Exp.	Target	21stCPA	Growth	Diff.
Math	210.23	206.46	10.11	20.22	219.39	12.93	7.29
Science	204.05	204.44	3.17	6.34	209.63	5.19	1.15
Language Usage	210.08	204.85	3.63	7.26	213.58	8.73	-1.47
Reading	208.95	206.32	3.09	6.18	212.60	6.28	-0.10
7th Grade	Norm	21stCPA	Exp.	Target	21stCPA	Growth	Diff.
Math	217.21	211.62	6.64	13.28	221.86	10.24	3.04
Science	207.18	209.27	2.85	5.70	215.58	6.31	-0.61
Language Usage	210.08	210.67	2.95	5.90	214.88	4.21	1.69
Reading	212.34	212.29	2.49	4.98	217.38	5.09	-0.11
8th Grade	Norm	21stCPA	Exp.	Target	21stCPA	Growth	Diff.
Math	222.05	214.78	6.83	13.66	228.22	13.43	0.23
Science	209.66	212.33	3.18	6.36	219.77	7.44	-1.08
Language Usage	213.72	212.61	2.82	5.64	219.31	6.69	-1.05
Reading	215.72	215.51	2.10	4.20	222.71	7.20	-3.00

ISIP (Grades 1-2)								
	FALL		EOY Expected Growth	21stCPA Target Growth	Spring		Growth Remaining to Reach Target	
Schoolwide	Norm	21stCPA			21stCPA	Growth		
Math	432.75	424.80	48.25	98.00	497.03	72.23	25.77	
Reading	362.00	361.28	59.23	121.00	443.30	82.03	38.97	
1st Grade	Norm	21stCPA	Exp.	Target	21stCPA	Growth	Remaining	
Math	402.50	391.76	54.00	108.00	478.24	86.47	21.53	
Reading	325.00	305.65	69.00	138.00	392.94	87.29	50.71	
2nd Grade	Norm	21stCPA	Exp.	Target	21stCPA	Growth	Remaining	
Math	463.00	449.22	44.00	88.00	511.55	62.33	25.67	
Reading	399.00	402.39	52.00	104.00	480.52	78.13	25.87	

3. Staffing

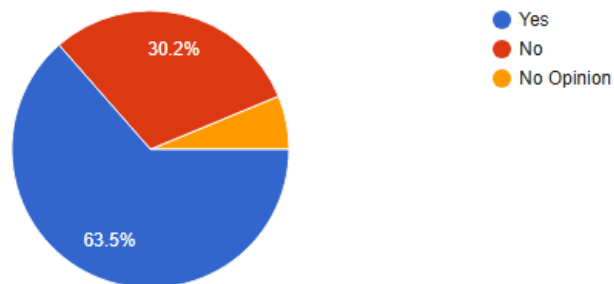
- a. We are fully staffed in the Middle School. We have hired new teachers for PE, Drama, 6th Grade Science, and 8th Grade ELA.
- b. AA integration in Elementary.
 - i. We are exploring a method that will allow us to offer some of the MS AA courses to elementary students. This is in an effort to better integrate the two “schools” with one another and to offer additional prep time to elementary staff.

4. School Uniform

- a. Family Survey Results:

Are you satisfied with our existing uniform policy?

96 responses

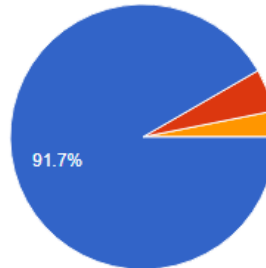


- i.

Currently, only denim and khaki material are permitted for pants/shorts. As our students take PE every day and do a lot of walking on OSIs, we are considering adding athletic pants/shorts to the policy. Would you approve of a change to the policy in regards to what fabric is allowed for student pants/shorts?

[Copy chart](#)

96 responses



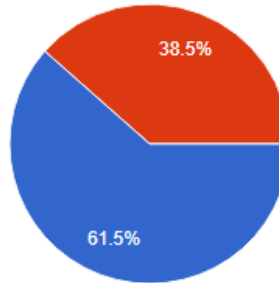
- Yes, I would approve of that change.
- No, I would be against that change.
- I have no opinion on that change either way.

ii.

b. Staff Survey Results

Are you satisfied with our existing uniform policy?

26 responses



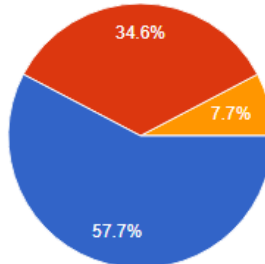
- Yes
- No
- No Opinion

i.

Currently, only denim and khaki material are permitted for pants/shorts. As our students take PE every day and do a lot of walking on OSIs, we are considering adding athletic pants/shorts to the policy. Would you approve of a change to the policy in regards to what fabric is allowed for student pants/shorts?

[Copy chart](#)

26 responses



- Yes, I would approve of that change.
- No, I would be against that change.
- I have no opinion on that change either way.

ii.